

2015



LOAN

YMF YAMAHA MOTOR FINANCE

PRESENTED BY  
MOTUL

PIRELLI

**Round 2 : Morgan Park Raceway : April 11 & 12****SUPERBIKE****Race 1**

Date: 12/04/15  
 Event: R09  
 Weather: Partly cloudy - Temp: 24.7C  
 Track: Dry - Temp: 45.0C

Started at: 11:48:10  
 Laps: 14  
 Starters: 16  
 Printed at: 12:27

**PROVISIONAL CLASSIFICATION**

Pos	No	Gr	Name	Machine	Laps	Race Time	Behind	Fastest Lap	On Lap	Top Speed
1	46	A	Mike JONES (QLD) / Australian Outdoor Living / Cube Racing Team / A1 Race Paint	Kawasaki ZX10R	14	17:50.999		1:15.590	3	228
2	25	A	Daniel FALZON (SA) / Caterpillar EPSA & Yamaha	Yamaha YZF-R1	14	18:08.241	17.242	1:16.443	4	225
3	24	A	Chas HERN (VIC) / EBR Australia	EBR 1190RX	14	18:21.836	30.837	1:17.823	10	216
4	89	A	Ryan HAMPTON (NZ) / Next Gen Motorsports	BMW HP4	14	18:23.266	32.267	1:17.862	14	228
5	5	A	Philip LOVETT (NSW) / Cessnock Motorcycles	Kawasaki ZX10R	14	18:25.789	34.790	1:17.926	8	220
6	18	A	Ben HENRY (QLD) / Cube Racing Kawasaki / Australian Outdoor Living / Motul / Pirelli	Kawasaki ZX10R	14	18:37.261	46.262	1:18.287	3	221
7	11	B	Philip CZAJ (VIC) / 4SR Australia / Daytona / Croydon Panel Repairs / Bodis Exhaust	Aprilia RSV4F	14	18:46.336	55.337	1:19.215	2	215
8	124	B	Andy FISHER (NSW) / Ballina Motorcycles	BMW S RR	14	18:48.632	57.633	1:19.656	11	216
9	77	A	Adam SENIOR (WA) / Boreclean / Silkolene / Senior Engineering / Barclay Eng. Mitch	Suzuki GSX-R	14	18:52.792	1:01.793	1:19.246	2	209
10	21	B	Ashley FLEMING (WA) / Rick Gill Motorcycles / Epic Signs	Suzuki GSX-R	14	19:08.711	1:17.712	1:19.817	2	220
11	42	D	Joseph SALTER (QLD) / AaquaFresh Pressure Cleaning / Jorah PL / Holshot Suspension	Suzuki GSX-R	13	17:54.772	1 Lap	1:20.439	4	213
12	13	B	Nick MARSH (NSW) / Superbike Source Race Farings / Annitori Q & S Pro Shifters	Aprilia RSV4F	13	18:04.631	1 Lap	1:22.157	12	211
13	66	D	Stephen BENJAK (QLD) / Aly-Tek Specialised Welding / Ricondi / SOS Lock n Security	Honda CBR RR	13	18:17.117	1 Lap	1:22.892	12	205
14	88	D	Ben SCOTT (QLD) / Hatton Garden Jewellers / BA Scott Floors	Yamaha YZF-R1	13	18:22.430	1 Lap	1:22.568	4	202
15	73	B	Tony KEOGH (WA) / Chain Reaction Motorcycles / Keogh's Mover's N More	BMW S RR	13	18:30.170	1 Lap	1:23.710	2	205
DNF	34	B	James MUTTON (QLD) / Brisbane Motorcycles	Ducati Panigale	8	11:06.490	6 Laps	1:18.009	2	226

Fastest Lap was 1:15.590 by Mike JONES (QLD)

New race lap record for SBK class - Previous: 1:16.135 by Michael JONES (QLD) on a Kawasaki ZX10R set on 01/09/14

The results are provisional until the end of the time limit for protests and appeals.

*Scott Laing*  
 Chief Time Keeper - Scott Laing

*Tom Williams*  
 Clerk of Course - Tom Williams




Computime Race Timing Systems Pty Ltd © 1996

Licensed to Computime Race Timing Systems

[www.computime.com.au](http://www.computime.com.au)**COMPUTIME RACE TIMING SYSTEMS PTY LTD**

9 Timber Lane, Glen Waverley, Vic 3150. Ph : 0418 17 13 17

E-mail : [scott@computime.com.au](mailto:scott@computime.com.au)

2015



LOAN

YMF YAMAHA MOTOR FINANCE

PRESENTED BY  
MOTUL

PIRELLI


**Round 2 : Morgan Park Raceway : April 11 & 12****SUPERBIKE****Race 1**Date: 12/04/15  
Event: R09  
Weather: Partly cloudy - Temp: 24.7C  
Track: Dry - Temp: 45.0CStarted at: 11:48:10  
Laps: 14  
Starters: 16  
Printed at: 12:27**PROVISIONAL LAP TIMES**

No	Name	Lap 1	Lap 2	Lap 3	Lap 4	Lap 5	Lap 6	Lap 7	Lap 8	Lap 9	Lap 10
5	Philip LOVETT (NSW)	1:24.368	1:18.463	1:18.380	1:18.653	1:19.105	1:19.400	1:18.632	<b>1:17.926</b>	1:18.297	1:18.233
10		1:18.361	1:18.649	1:18.302	1:19.020						
11	Phillip CZAJ (VIC)	1:24.998	<b>1:19.215</b>	1:19.294	1:19.281	1:19.416	1:20.096	1:19.643	1:20.452	1:20.365	1:20.438
10		1:20.419	1:20.718	1:21.095	1:20.906						
13	Nick MARSH (NSW)	1:29.200	1:22.998	1:23.837	1:23.278	1:23.149	1:22.753	1:23.201	1:22.998	1:23.097	1:22.166
10		1:23.240	<b>1:22.157</b>	1:22.557							
18	Ben HENRY (QLD)	1:23.613	1:18.816	<b>1:18.287</b>	1:18.812	1:19.151	1:19.214	1:19.342	1:18.529	1:18.499	1:18.861
10		1:19.935	1:20.992	1:21.034	1:22.176						
21	Ashley FLEMING (WA)	1:26.670	<b>1:19.817</b>	1:20.124	1:21.748	1:23.066	1:22.811	1:22.572	1:21.745	1:21.648	1:21.209
10		1:21.290	1:21.882	1:21.817	1:22.312						
24	Chas HERN (VIC)	1:22.373	1:18.061	1:18.071	1:18.060	1:17.987	1:18.237	1:18.299	1:18.243	1:18.279	<b>1:17.823</b>
10		1:18.505	1:18.609	1:19.338	1:19.951						
25	Daniel FALZON (SA)	1:22.418	1:16.487	1:16.628	<b>1:16.443</b>	1:16.917	1:17.488	1:17.277	1:17.753	1:17.225	1:17.555
10		1:17.816	1:17.550	1:18.449	1:18.235						
34	James MUTTON (QLD)	1:23.142	<b>1:18.009</b>	1:18.387	1:19.353	1:19.282	1:20.837	1:21.459	1:46.021		
42	Joseph SALTER (QLD)	1:27.909	1:36.068	1:20.501	<b>1:20.439</b>	1:20.468	1:21.140	1:20.702	1:21.055	1:20.457	1:20.790
10		1:21.596	1:21.785	1:21.862							
46	Mike JONES (QLD)	1:22.437	1:15.737	<b>1:15.590</b>	1:15.904	1:16.029	1:16.064	1:15.788	1:15.817	1:15.725	1:16.114
10		1:16.210	1:16.229	1:16.281	1:17.074						
66	Stephen BENJAK (QLD)	1:30.800	1:23.382	1:24.487	1:23.718	1:23.975	1:24.029	1:24.075	1:24.785	1:23.464	1:24.786
10		1:23.580	<b>1:22.892</b>	1:23.144							
73	Tony KEOGH (WA)	1:30.013	<b>1:23.710</b>	1:24.457	1:24.727	1:26.207	1:25.649	1:25.136	1:24.412	1:23.844	1:24.625
10		1:24.894	1:25.924	1:26.572							
77	Adam SENIOR (WA)	1:25.321	<b>1:19.246</b>	1:19.350	1:20.120	1:20.239	1:20.590	1:21.147	1:20.609	1:20.971	1:21.437
10		1:20.782	1:20.946	1:21.080	1:20.954						
88	Ben SCOTT (QLD)	1:30.313	1:23.309	1:23.647	<b>1:22.568</b>	1:23.502	1:24.483	1:26.255	1:25.315	1:23.609	1:24.661
10		1:23.616	1:24.349	1:26.803							
89	Ryan HAMPTON (NZ)	1:23.622	1:18.457	1:18.003	1:18.976	1:19.207	1:18.600	1:18.494	1:18.280	1:18.625	1:18.355
10		1:18.262	1:18.390	1:18.133	<b>1:17.862</b>						
124	Andy FISHER (NSW)	1:27.235	1:19.799	1:19.998	1:20.090	1:20.117	1:20.364	1:20.030	1:20.191	1:20.314	1:20.289
10		<b>1:19.656</b>	1:19.729	1:20.640	1:20.180						

The results are provisional until the end of the time limit for protests and appeals.



Chief Time Keeper - Scott Laing



Clerk of Course - Tom Williams




Computime Race Timing Systems Pty Ltd © 1996

Licensed to Computime Race Timing Systems

**www.computime.com.au****COMPUTIME RACE TIMING SYSTEMS PTY LTD**

9 Timber Lane, Glen Waverley, Vic 3150. Ph : 0418 17 13 17

E-mail : scott@computime.com.au



2015

**LOAN**

YMF YAMAHA MOTOR FINANCE

PRESENTED BY  
**MOTUL** **PIRELLI****Round 2 : Morgan Park Raceway : April 11 & 12****SUPERBIKE****Race 1**Date: 12/04/15  
Event: R09  
Weather: Partly cloudy - Temp: 24.7C  
Track: Dry - Temp: 45.0CStarted at: 11:48:10  
Laps: 14  
Starters: 16  
Printed at: 12:27**PROVISIONAL FASTEST LAPS SEQUENCE**

Lap	Race Pos	No	Name	Machine	Fastest Lap	On Lap
1	1	24	Chas HERN (VIC)	EBR 1190RX	1:22.373	1
2	1	46	Mike JONES (QLD)	Kawasaki ZX10R	1:15.737	2
3	1	46	Mike JONES (QLD)	Kawasaki ZX10R	1:15.590	3

The results are provisional until the end of the time limit for protests and appeals.


Chief Time Keeper - Scott Laing

Clerk of Course - Tom Williams

Computime Race Timing Systems Pty Ltd © 1996  
Licensed to Computime Race Timing Systems**www.computime.com.au****COMPUTIME RACE TIMING SYSTEMS PTY LTD**

9 Timber Lane, Glen Waverley, Vic 3150. Ph : 0418 17 13 17

E-mail : scott@computime.com.au



2015



LOAN

YMF YAMAHA MOTOR FINANCE

MOTUL

PRESENTED BY

PIRELLI

**Round 2 : Morgan Park Raceway : April 11 & 12****SUPERBIKE****Race 1**

Date: 12/04/15  
 Event: R09  
 Weather: Partly cloudy - Temp: 24.7C  
 Track: Dry - Temp: 45.0C

Started at: 11:48:10  
 Laps: 14  
 Starters: 16  
 Printed at: 12:27

**PROVISIONAL LAP SHEET**

No	Lap Time	Gap	No	Lap Time	Gap	No	Lap Time	Gap	No	Lap Time	Gap	No	Lap Time	Gap
			42	1:36.068	25.803	73	1:24.727	33.239	88	1:24.483	46.061	13	1:22.998	58.048
<b>Lap 1</b>						42	1:20.439	35.249	66	1:24.029	48.630	66	1:24.785	1:05.885
24	1:22.373		<b>Lap 3</b>						73	1:25.649	53.002	88	1:25.315	1:06.026
25	1:22.418	.045	46	1:15.590		<b>Lap 5</b>						73	1:24.412	1:10.945
46	1:22.437	.064	25	1:16.628	1.769	46	1:16.029		<b>Lap 7</b>					
34	1:23.142	.769	24	1:18.071	4.741	25	1:16.917	3.196	46	1:15.788		<b>Lap 9</b>		
18	1:23.613	1.240	34	1:18.387	5.774	24	1:17.987	8.855	25	1:17.277	6.109	46	1:15.725	
89	1:23.622	1.249	89	1:18.003	6.318	34	1:19.282	12.476	24	1:18.299	13.539	25	1:17.225	9.545
5	1:24.368	1.995	18	1:18.287	6.952	89	1:19.207	12.568	89	1:18.494	17.810	24	1:18.279	18.519
11	1:24.998	2.625	5	1:18.380	7.447	18	1:19.151	12.982	5	1:18.632	19.452	89	1:18.625	23.173
77	1:25.321	2.948	11	1:19.294	9.743	5	1:19.105	13.272	18	1:19.342	19.686	5	1:18.297	24.133
21	1:26.670	4.297	77	1:19.350	10.153	11	1:19.416	16.507	34	1:21.459	22.920	18	1:18.499	25.172
124	1:27.235	4.862	21	1:20.124	12.847	77	1:20.239	18.579	11	1:19.643	24.394	11	1:20.365	33.669
42	1:27.909	5.536	124	1:19.998	13.268	124	1:20.117	21.542	77	1:21.147	28.464	77	1:20.971	38.502
13	1:29.200	6.827	13	1:23.837	22.271	21	1:23.066	25.728	124	1:20.030	30.084	124	1:20.314	39.047
73	1:30.013	7.640	88	1:23.647	23.505	13	1:23.149	36.765	21	1:22.572	39.259	21	1:21.648	51.110
88	1:30.313	7.940	73	1:24.457	24.416	88	1:23.502	37.642	42	1:20.702	49.678	42	1:20.457	59.648
66	1:30.800	8.427	66	1:24.487	24.905	42	1:20.468	39.688	13	1:23.201	50.867	13	1:23.097	1:05.420
			42	1:20.501	30.714	66	1:23.975	40.665	88	1:26.255	56.528	66	1:23.464	1:13.624
						73	1:26.207	43.417	66	1:24.075	56.917	88	1:23.609	1:13.910
									73	1:25.136	1:02.350			
<b>Lap 2</b>			<b>Lap 4</b>			<b>Lap 6</b>			<b>Lap 8</b>			<b>Lap 10</b>		
46	1:15.737		46	1:15.904		46	1:16.064		46	1:15.817		46	1:16.114	
25	1:16.487	.731	25	1:16.443	2.308	25	1:17.488	4.620	25	1:17.753	8.045	73	1:23.844	1 lap
24	1:18.061	2.260	24	1:18.060	6.897	24	1:18.237	11.028	24	1:18.243	15.965	25	1:17.555	10.986
34	1:18.009	2.977	34	1:19.353	9.223	34	1:18.600	15.104	24	1:18.280	20.273	24	1:17.823	20.228
89	1:18.457	3.905	89	1:18.976	9.390	89	1:19.214	16.132	89	1:18.280	20.273	89	1:18.355	25.414
18	1:18.816	4.255	18	1:18.812	9.860	18	1:19.400	16.608	5	1:17.926	21.561	5	1:18.233	26.252
5	1:18.463	4.657	5	1:18.653	10.196	5	1:19.400	16.608	18	1:18.529	22.398	18	1:18.861	27.919
11	1:19.215	6.039	11	1:19.281	13.120	34	1:20.837	17.249	11	1:20.452	29.029	11	1:20.438	37.993
77	1:19.246	6.393	77	1:20.120	14.369	11	1:20.096	20.539	77	1:20.609	33.256	77	1:21.437	43.825
21	1:19.817	8.313	124	1:20.090	17.454	77	1:20.590	23.105	124	1:20.191	34.458	124	1:20.289	43.222
124	1:19.799	8.860	21	1:21.748	18.691	124	1:20.364	25.842	21	1:21.745	45.187	21	1:21.209	56.205
13	1:22.998	14.024	13	1:23.278	29.645	21	1:22.811	32.475	34	1:46.021	53.124	42	1:20.790	1:04.324
88	1:23.309	15.448	88	1:22.568	30.169	13	1:22.753	43.454	42	1:21.055	54.916	13	1:22.166	1:11.472
73	1:23.710	15.549	66	1:23.718	32.719	42	1:21.140	44.764						
66	1:23.382	16.008												

*Scott Laing*  
 Chief Time Keeper - Scott Laing

*Tom Williams*  
 Clerk of Course - Tom Williams




Computime Race Timing Systems Pty Ltd © 1996

Licensed to Computime Race Timing Systems

[www.computime.com.au](http://www.computime.com.au)**COMPUTIME RACE TIMING SYSTEMS PTY LTD**

9 Timber Lane, Glen Waverley, Vic 3150. Ph : 0418 17 13 17

E-mail : [scott@computime.com.au](mailto:scott@computime.com.au)

2015

**LOAN****MOTUL****PIRELLI**

PRESENTED BY

YMF YAMAHA MOTOR FINANCE

**Round 2 : Morgan Park Raceway : April 11 & 12****SUPERBIKE****Race 1**

Date: 12/04/15  
 Event: R09  
 Weather: Partly cloudy - Temp: 24.7C  
 Track: Dry - Temp: 45.0C

Started at: 11:48:10  
 Laps: 14  
 Starters: 16  
 Printed at: 12:27

**PROVISIONAL LAP SHEET**

No	Lap Time	Gap	No	Lap Time	Gap
<b>Lap 11</b>			<b>46</b>	1:16.281	
			<b>13</b>	1:22.157	1 lap
<b>46</b>	1:16.210		<b>25</b>	1:18.449	16.081
<b>66</b>	1:24.786	1 lap	<b>66</b>	1:22.892	1 lap
<b>88</b>	1:24.661	1 lap	<b>88</b>	1:24.349	1 lap
<b>73</b>	1:24.625	1 lap	<b>24</b>	1:19.338	27.960
<b>25</b>	1:17.816	12.592	<b>73</b>	1:25.924	1 lap
<b>24</b>	1:18.505	22.523	<b>89</b>	1:18.133	31.479
<b>89</b>	1:18.262	27.466	<b>5</b>	1:18.302	32.844
<b>5</b>	1:18.361	28.403	<b>18</b>	1:21.034	41.160
<b>18</b>	1:19.935	31.644	<b>11</b>	1:21.095	51.505
<b>11</b>	1:20.419	42.202	<b>124</b>	1:20.640	54.527
<b>124</b>	1:19.656	46.668	<b>77</b>	1:21.080	57.913
<b>77</b>	1:20.782	48.397	<b>21</b>	1:21.817	1:12.474
<b>21</b>	1:21.290	1:01.285	<b>Lap 14</b>		
<b>42</b>	1:21.596	1:09.710	<b>46</b>	1:17.074	
<b>Lap 12</b>			<b>42</b>	1:21.862	1 lap
			<b>13</b>	1:22.557	1 lap
<b>46</b>	1:16.229		<b>25</b>	1:18.235	17.242
<b>13</b>	1:23.240	1 lap	<b>66</b>	1:23.144	1 lap
<b>66</b>	1:23.580	1 lap	<b>24</b>	1:19.951	30.837
<b>88</b>	1:23.616	1 lap	<b>88</b>	1:26.803	1 lap
<b>25</b>	1:17.550	13.913	<b>89</b>	1:17.862	32.267
<b>73</b>	1:24.894	1 lap	<b>5</b>	1:19.020	34.790
<b>24</b>	1:18.609	24.903	<b>73</b>	1:26.572	1 lap
<b>89</b>	1:18.390	29.627	<b>18</b>	1:22.176	46.262
<b>5</b>	1:18.649	30.823	<b>11</b>	1:20.906	55.337
<b>18</b>	1:20.992	36.407	<b>124</b>	1:20.180	57.633
<b>11</b>	1:20.718	46.691	<b>77</b>	1:20.954	1:01.793
<b>124</b>	1:19.729	50.168	<b>21</b>	1:22.312	1:17.712
<b>77</b>	1:20.946	53.114	<b>Lap 13</b>		
<b>21</b>	1:21.882	1:06.938			
<b>42</b>	1:21.785	1:15.266			

The results are provisional until the end of the time limit for protests and appeals.

*Scott Laing*

Chief Time Keeper - Scott Laing

*Tom Williams*

Clerk of Course - Tom Williams




Computime Race Timing Systems Pty Ltd © 1996

Licensed to Computime Race Timing Systems

**www.computime.com.au****COMPUTIME RACE TIMING SYSTEMS PTY LTD**

9 Timber Lane, Glen Waverley, Vic 3150. Ph : 0418 17 13 17

E-mail : scott@computime.com.au



2015



**Round 2 : Morgan Park Raceway : April 11 & 12**

**SUPERBIKE**

**Race 1**

Date: 12/04/15  
 Event: R09  
 Weather: Partly cloudy - Temp: 24.7C  
 Track: Dry - Temp: 45.0C

Started at: 11:48:10  
 Laps: 14  
 Starters: 16  
 Printed at: 12:27


**PROVISIONAL LAP CHART**

Grid	1	2	3	4	5	6	7	8	9	10	11	12	13	14
46	24	46	46	46	46	46	46	46	46	46	46	46	46	46
25	25	25	25	25	25	25	25	25	25	25	25	25	25	25
5	46	24	24	24	24	24	24	24	24	24	24	24	24	24
24	34	34	34	34	34	89	89	89	89	89	89	89	89	89
34	18	89	89	89	89	18	5	5	5	5	5	5	5	5
89	89	18	18	18	18	5	18	18	18	18	18	18	18	18
18	5	5	5	5	5	34	34	11	11	11	11	11	11	11
11	11	11	11	11	11	11	11	77	77	124	124	124	124	124
42	77	77	77	77	77	77	77	124	124	77	77	77	77	77
77	21	21	21	124	124	124	124	21	21	21	21	21	21	21
124	124	124	124	21	21	21	21	34	42	42	42	42	42	42
21	42	13	13	13	13	13	42	42	13	13	13	13	13	13
13	13	88	88	88	88	42	13	13	66	66	66	66	66	66
66	73	73	73	66	42	88	88	66	88	88	88	88	88	88
73	88	66	66	73	66	66	66	88	73	73	73	73	73	73
88	66	42	42	42	73	73	73	73						

The results are provisional until the end of the time limit for protests and appeals.

*Scott Laing*  
 Chief Time Keeper - Scott Laing

*Tom Williams*  
 Clerk of Course - Tom Williams



Computime Race Timing Systems Pty Ltd © 1996  
 Licensed to Computime Race Timing Systems  
**www.computime.com.au**  
**COMPUTIME RACE TIMING SYSTEMS PTY LTD**  
 9 Timber Lane, Glen Waverley, Vic 3150. Ph : 0418 17 13 17  
 E-mail : scott@computime.com.au

2015



# Round 2 : Morgan Park Raceway : April 11 & 12

## SUPERBIKE

### Race 1

Started at: 11:48:10

Laps: 14

Starters: 16

Printed at: 12:28

Date: 12/04/15  
Event: R09  
Weather: Partly cloudy - Temp: 24.7C  
Track: Dry - Temp: 45.0C

### PROVISIONAL SPEED TRAP

5 Philip LOVETT (NSW)/Cessnock Motorcycles Kawasaki ZX10R

Finish line

2.573	1.963	92 kph
1:24.368	818	220 kph
2:42.831	845	213 kph
4:01.211	866	208 kph
5:19.864	854	211 kph
6:38.969	876	205 kph
7:58.369	861	209 kph
9:17.001	827	218 kph
10:34.927	840	214 kph
11:53.224	839	215 kph
13:11.457	843	214 kph
14:29.818	853	211 kph
15:48.467	861	209 kph
17:06.769	856	210 kph

11 Philip CZAJ (VIC)/4SR Australia / Daytona / Croydon Panel Repairs / Bodis Exhaust Aprilia RSV4F

Finish line

3.038	1.717	105 kph
1:24.998	838	215 kph
2:44.213	846	213 kph
4:03.507	847	213 kph
5:22.788	842	214 kph
6:42.204	848	212 kph
8:02.300	853	211 kph
9:21.943	851	212 kph
10:42.395	846	213 kph
12:02.760	859	210 kph
13:23.198	862	209 kph
14:43.617	846	213 kph
16:04.335	856	210 kph
17:25.430	848	212 kph

13 Nick MARSH (NSW)/Superbike Source Race Farings / Annitori Q & S Pro Shifters Aprilia RSV4F

Finish line

3.691	1.609	112 kph
1:29.200	855	211 kph
2:52.198	866	208 kph
4:16.035	876	205 kph
5:39.313	883	204 kph
7:02.462	880	205 kph
8:25.215	871	207 kph
9:48.416	879	205 kph
11:11.414	866	208 kph
12:34.511	869	207 kph
13:56.677	879	205 kph
15:19.917	867	208 kph


Chief Time Keeper - Scott Laing

Clerk of Course - Tom Williams



Computime Race Timing Systems Pty Ltd © 1996  
Licensed to Computime Race Timing Systems  
[www.computime.com.au](http://www.computime.com.au)

**COMPUTIME RACE TIMING SYSTEMS PTY LTD**  
9 Timber Lane, Glen Waverley, Vic 3150. Ph : 0418 17 13 17  
E-mail : [scott@computime.com.au](mailto:scott@computime.com.au)



2015



# Round 2 : Morgan Park Raceway : April 11 & 12

## SUPERBIKE

### Race 1

Date: 12/04/15  
 Event: R09  
 Weather: Partly cloudy - Temp: 24.7C  
 Track: Dry - Temp: 45.0C

Started at: 11:48:10  
 Laps: 14  
 Starters: 16  
 Printed at: 12:28

### PROVISIONAL SPEED TRAP

16:42.074	.864	208 kph
-----------	------	---------

18 Ben HENRY (QLD)/Cube Racing Kawasaki / Australian Outdoor Living / Motul / Pirelli Kawasaki ZX10R

Finish line

2.401	2.027	89 kph
1:23.613	.816	221 kph
2:42.429	.829	217 kph
4:00.716	.815	221 kph
5:19.528	.831	217 kph
6:38.679	.830	217 kph
7:57.893	.831	217 kph
9:17.235	.824	218 kph
10:35.764	.856	210 kph
11:54.263	.827	218 kph
13:13.124	.841	214 kph
14:33.059	.830	217 kph
15:54.051	.850	212 kph
17:15.085	.842	214 kph

21 Ashley FLEMING (WA)/Rick Gill Motorcycles / Epic Signs Suzuki GSX-R

Finish line

3.512	1.665	108 kph
1:26.670	.819	220 kph
2:46.487	.851	212 kph
4:06.611	.861	209 kph
5:28.359	.860	209 kph
6:51.425	.862	209 kph
8:14.236	.874	206 kph
9:36.808	.884	204 kph
10:58.553	.870	207 kph
12:20.201	.883	204 kph
13:41.410	.858	210 kph
15:02.700	.865	208 kph
16:24.582	.858	210 kph
17:46.399	.854	211 kph


24 Chas HERN (VIC)/EBR Australia EBR 1190RX

Finish line

1.793	2.100	86 kph
1:22.373	.854	211 kph
2:40.434	.832	216 kph
3:58.505	.836	215 kph
5:16.565	.847	213 kph
6:34.552	.840	214 kph
7:52.789	.840	214 kph
9:11.088	.847	213 kph
10:29.331	.841	214 kph
11:47.610	.840	214 kph

*Scott Laing*  
 Chief Time Keeper - Scott Laing

*Tom Williams*  
 Clerk of Course - Tom Williams



Computime Race Timing Systems Pty Ltd © 1996  
 Licensed to Computime Race Timing Systems  
[www.computime.com.au](http://www.computime.com.au)  
**COMPUTIME RACE TIMING SYSTEMS PTY LTD**  
 9 Timber Lane, Glen Waverley, Vic 3150. Ph : 0418 17 13 17  
 E-mail : [scott@computime.com.au](mailto:scott@computime.com.au)

2015



# Round 2 : Morgan Park Raceway : April 11 & 12

## SUPERBIKE

### Race 1

Date: 12/04/15  
 Event: R09  
 Weather: Partly cloudy - Temp: 24.7C  
 Track: Dry - Temp: 45.0C

Started at: 11:48:10  
 Laps: 14  
 Starters: 16  
 Printed at: 12:28

### PROVISIONAL SPEED TRAP

13:05.433	.844	213 kph
14:23.938	.854	211 kph
15:42.547	.842	214 kph
17:01.885	.847	213 kph

25 Daniel FALZON (SA)/Caterpillar EPSA & Yamaha Yamaha YZF-R1

Finish line

1.781	2.134	84 kph
1:22.418	.812	222 kph
2:38.905	.802	224 kph
3:55.533	.808	223 kph
5:11.976	.801	225 kph
6:28.893	.800	225 kph
7:46.381	.812	222 kph
9:03.658	.809	222 kph
10:21.411	.807	223 kph
11:38.636	.807	223 kph
12:56.191	.802	224 kph
14:14.007	.819	220 kph
15:31.557	.801	225 kph
16:50.006	.803	224 kph

34 James MUTTON (QLD)/Brisbane Motorcycles Ducati Panigale

Finish line

2.343	1.964	92 kph
1:23.142	.800	225 kph
2:41.151	.795	226 kph
3:59.538	.806	223 kph
5:18.891	.809	222 kph
6:38.173	.809	222 kph
7:59.010	.829	217 kph
9:20.469	.871	207 kph

42 Joseph SALTER (QLD)/AaquaFresh Pressure Cleaning / Jorah PL / Holshot Suspension Suzuki GSX-R

Finish line

3.005	1.840	98 kph
1:27.909	.851	212 kph
3:03.977	.847	213 kph
4:24.478	.856	210 kph
5:44.917	.867	208 kph
7:05.385	.883	204 kph
8:26.525	.866	208 kph
9:47.227	.856	210 kph
11:08.282	.852	211 kph
12:28.739	.881	204 kph
13:49.529	.869	207 kph
15:11.125	.883	204 kph
16:32.910	.898	200 kph


Chief Time Keeper - Scott Laing

Clerk of Course - Tom Williams



Computime Race Timing Systems Pty Ltd © 1996  
 Licensed to Computime Race Timing Systems  
[www.computime.com.au](http://www.computime.com.au)

**COMPUTIME RACE TIMING SYSTEMS PTY LTD**  
 9 Timber Lane, Glen Waverley, Vic 3150. Ph : 0418 17 13 17  
 E-mail : [scott@computime.com.au](mailto:scott@computime.com.au)



2015

**LOAN**

YMF YAMAHA MOTOR FINANCE

**MOTUL****PIRELLI**

PRESENTED BY

**Round 2 : Morgan Park Raceway : April 11 & 12****SUPERBIKE****Race 1**Started at: **11:48:10**Laps: **14**Starters: **16**Printed at: **12:28**Date: **12/04/15**Event: **R09**Weather: **Partly cloudy - Temp: 24.7C**Track: **Dry - Temp: 45.0C****PROVISIONAL SPEED TRAP**

46 Mike JONES (QLD)/Australian Outdoor Living / Cube Racing Team / A1 Race Paint Kawasaki ZX10R

Finish line

1.654	2.284	79 kph
1:22.437	812	222 kph
2:38.174	.788	228 kph
3:53.764	.798	226 kph
5:09.668	.792	227 kph
6:25.697	.792	227 kph
7:41.761	.792	227 kph
8:57.549	.790	228 kph
10:13.366	.795	226 kph
11:29.091	.797	226 kph
12:45.205	802	224 kph
14:01.415	800	225 kph
15:17.644	.792	227 kph
16:33.925	.799	225 kph

66 Stephen BENJAK (QLD)/Aly-Tek Specialised Welding / Ricondi / SOS Lock n Security Honda CBR RR

Finish line

3.715	1.669	108 kph
1:30.800	.903	199 kph
2:54.182	878	205 kph
4:18.669	.917	196 kph
5:42.387	.912	197 kph
7:06.362	.923	195 kph
8:30.391	.900	200 kph
9:54.466	.937	192 kph
11:19.251	896	201 kph
12:42.715	.935	193 kph
14:07.501	.957	188 kph
15:31.081	.917	196 kph
16:53.973	.919	196 kph

73 Tony KEOGH (WA)/Chain Reaction Motorcycles / Keogh's Mover's N More BMW S RR

Finish line

3.673	1.531	118 kph
1:30.013	891	202 kph
2:53.723	.905	199 kph
4:18.180	.911	198 kph
5:42.907	.910	198 kph
7:09.114	.933	193 kph
8:34.763	.914	197 kph
9:59.899	899	200 kph
11:24.311	880	205 kph
12:48.155	.932	193 kph
14:12.780	.902	200 kph
15:37.674	.931	193 kph
17:03.598	.940	191 kph

Chief Time Keeper - Scott Laing

Clerk of Course - Tom Williams




Computime Race Timing Systems Pty Ltd © 1996

Licensed to Computime Race Timing Systems

**www.computime.com.au****COMPUTIME RACE TIMING SYSTEMS PTY LTD**

9 Timber Lane, Glen Waverley, Vic 3150. Ph : 0418 17 13 17

E-mail : [scott@computime.com.au](mailto:scott@computime.com.au)

2015



# Round 2 : Morgan Park Raceway : April 11 & 12

## SUPERBIKE

### Race 1

Date: 12/04/15  
Event: R09  
Weather: Partly cloudy - Temp: 24.7C  
Track: Dry - Temp: 45.0C

Started at: 11:48:10  
Laps: 14  
Starters: 16  
Printed at: 12:28

### PROVISIONAL SPEED TRAP

77 Adam SENIOR (WA)/Boreclean / Silkolene / Senior Engineering / Barclay Eng. Mitch Suzuki GSX-R

Finish line

2.994	1.762	102 kph
1:25.321	865	208 kph
2:44.567	877	205 kph
4:03.917	870	207 kph
5:24.037	860	209 kph
6:44.276	880	205 kph
8:04.866	888	203 kph
9:26.013	866	208 kph
10:46.622	874	206 kph
12:07.593	884	204 kph
13:29.030	878	205 kph
14:49.812	892	202 kph
16:10.758	880	205 kph
17:31.838	892	202 kph

88 Ben SCOTT (QLD)/Hatton Garden Jewellers / BA Scott Floors Yamaha YZF-R1

Finish line

3.752	1.559	115 kph
1:30.313	897	201 kph
2:53.622	907	198 kph
4:17.269	892	202 kph
5:39.837	905	199 kph
7:03.339	923	195 kph
8:27.822	936	192 kph
9:54.077	926	194 kph
11:19.392	929	194 kph
12:43.001	916	197 kph
14:07.662	963	187 kph
15:31.278	912	197 kph
16:55.627	922	195 kph

89 Ryan HAMPTON (NZ)/Next Gen Motorsports BMW HP4

Finish line

2.756	1.797	100 kph
1:23.622	789	228 kph
2:42.079	801	225 kph
4:00.082	815	221 kph
5:19.058	826	218 kph
6:38.265	810	222 kph
7:56.865	817	220 kph
9:15.359	814	221 kph
10:33.639	818	220 kph
11:52.264	819	220 kph
13:10.619	798	226 kph
14:28.881	794	227 kph
15:47.271	819	220 kph


Chief Time Keeper - Scott Laing

Clerk of Course - Tom Williams



Computime Race Timing Systems Pty Ltd © 1996  
Licensed to Computime Race Timing Systems  
[www.computime.com.au](http://www.computime.com.au)

**COMPUTIME RACE TIMING SYSTEMS PTY LTD**  
9 Timber Lane, Glen Waverley, Vic 3150. Ph : 0418 17 13 17  
E-mail : [scott@computime.com.au](mailto:scott@computime.com.au)



2015



# Round 2 : Morgan Park Raceway : April 11 & 12

## SUPERBIKE

### Race 1

Date: 12/04/15  
 Event: R09  
 Weather: Partly cloudy - Temp: 24.7C  
 Track: Dry - Temp: 45.0C

Started at: 11:48:10  
 Laps: 14  
 Starters: 16  
 Printed at: 12:28

### PROVISIONAL SPEED TRAP

17:05.404	.796	226 kph
-----------	------	---------

124 Andy FISHER (NSW)/Ballina Motorcycles BMW S RR  
 Finish line

3.308	1.726	104 kph
1:27.235	.834	216 kph
2:47.034	.847	213 kph
4:07.032	.852	211 kph
5:27.122	.837	215 kph
6:47.239	.847	213 kph
8:07.603	.844	213 kph
9:27.633	.843	214 kph
10:47.824	.856	210 kph
12:08.138	.849	212 kph
13:28.427	.855	211 kph
14:48.083	.849	212 kph
16:07.812	.844	213 kph
17:28.452	.843	214 kph

The results are provisional until the end of the time limit for protests and appeals.

Chief Time Keeper - Scott Laing

Clerk of Course - Tom Williams



Computime Race Timing Systems Pty Ltd © 1996  
 Licensed to Computime Race Timing Systems  
[www.computime.com.au](http://www.computime.com.au)  
**COMPUTIME RACE TIMING SYSTEMS PTY LTD**  
 9 Timber Lane, Glen Waverley, Vic 3150. Ph : 0418 17 13 17  
 E-mail : [scott@computime.com.au](mailto:scott@computime.com.au)

